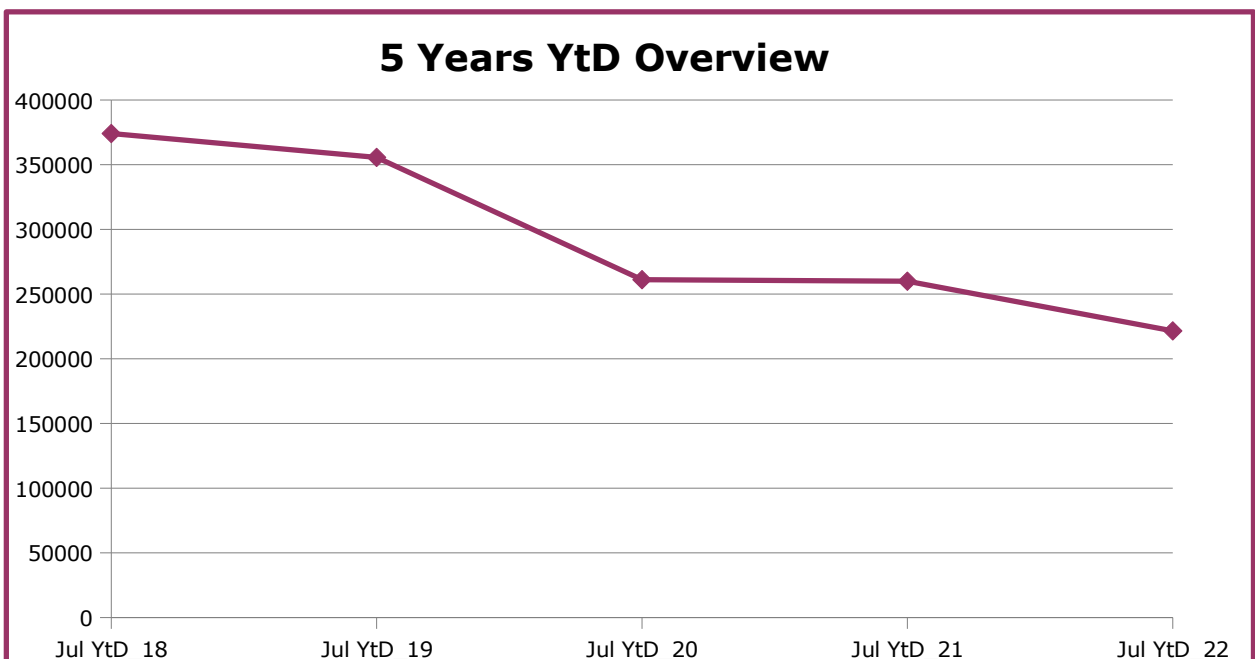
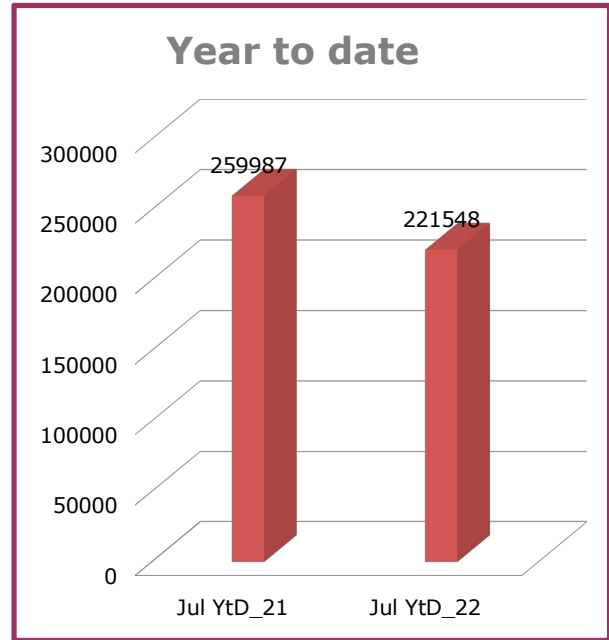
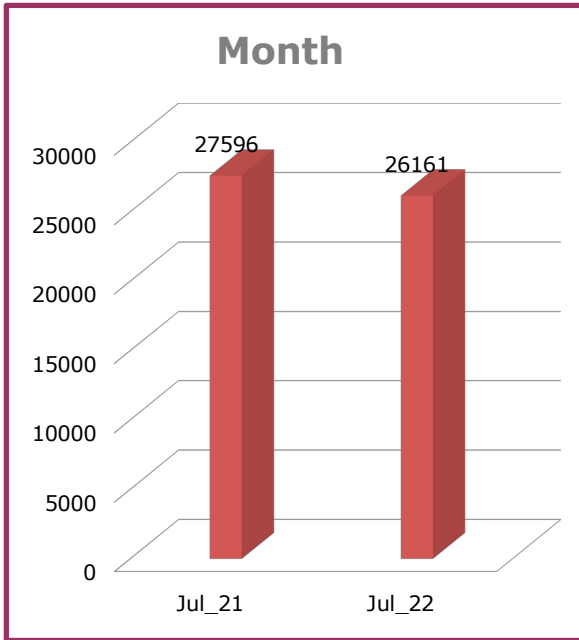


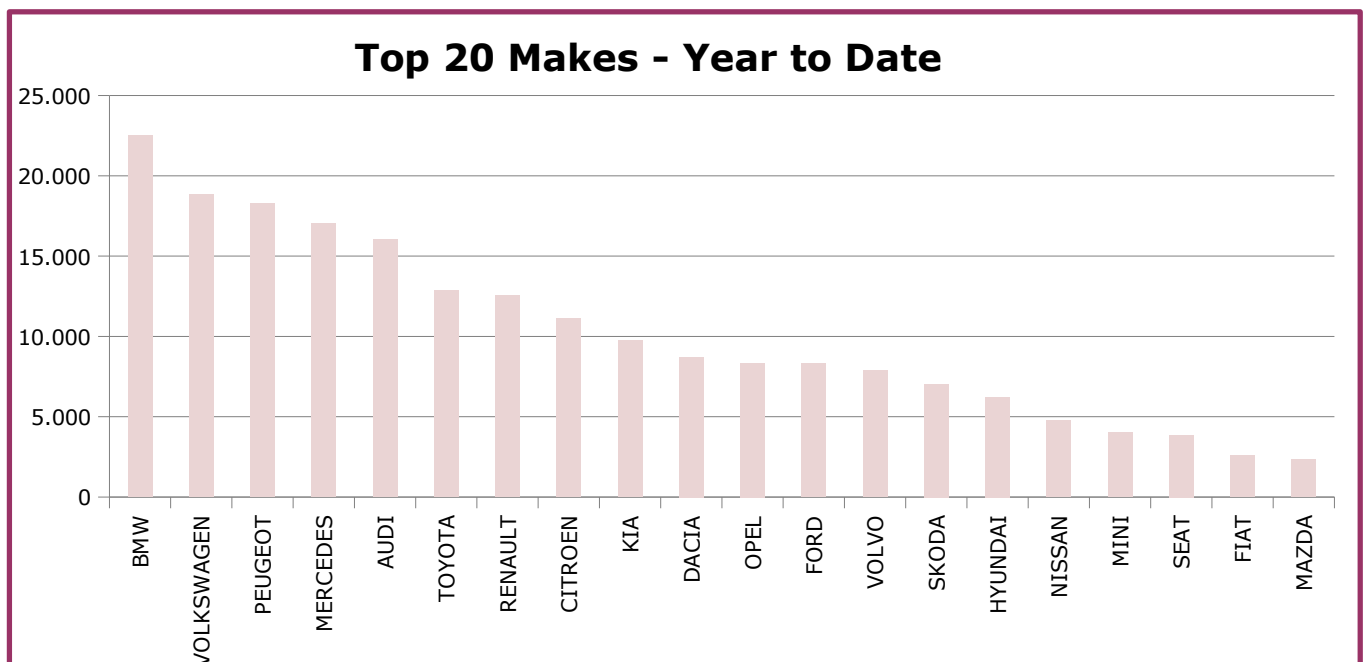
Market Overview

	Jul_21	Jul_22	% change	Jul YtD_21	Jul YtD_22	% change
Total	27596	26161	-5,20%	259987	221548	-14,78%



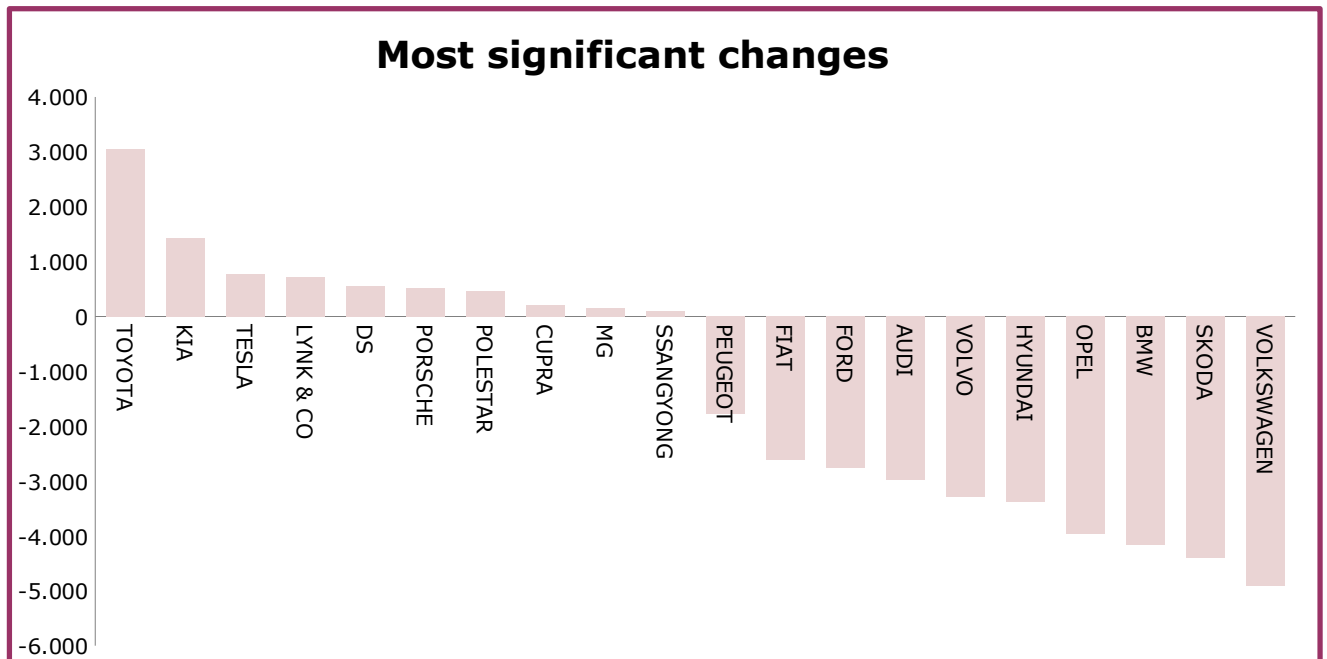
Top 20 Makes - Year to Date

	Make	Cars	Share
1	BMW	22.526	10,17%
2	VOLKSWAGEN	18.827	8,50%
3	PEUGEOT	18.251	8,24%
4	MERCEDES	17.018	7,68%
5	AUDI	16.014	7,23%
6	TOYOTA	12.859	5,80%
7	RENAULT	12.528	5,65%
8	CITROEN	11.094	5,01%
9	KIA	9.721	4,39%
10	DACIA	8.725	3,94%
11	OPEL	8.345	3,77%
12	FORD	8.333	3,76%
13	VOLVO	7.882	3,56%
14	SKODA	7.040	3,18%
15	HYUNDAI	6.224	2,81%
16	NISSAN	4.760	2,15%
17	MINI	4.016	1,81%
18	SEAT	3.861	1,74%
19	FIAT	2.590	1,17%
20	MAZDA	2.357	1,06%
21	OTHERS	18.577	8,39%
	Total	221.548	100,00%



Most significant changes

	Make	Jul YtD_21	Jul YtD_22	+/-	%
1	TOYOTA	9.802	12.859	3.057	31,19%
2	KIA	8.290	9.721	1.431	17,26%
3	TESLA	1.469	2.244	775	52,76%
4	LYNK & CO	45	760	715	1588,89%
5	DS	1.161	1.722	561	48,32%
6	PORSCHE	1.801	2.313	512	28,43%
7	POLESTAR	485	948	463	95,46%
8	CUPRA	372	584	212	56,99%
9	MG	416	574	158	37,98%
10	SSANGYONG	564	669	105	18,62%
10	PEUGEOT	20.020	18.251	-1.769	-8,84%
9	FIAT	5.207	2.590	-2.617	-50,26%
8	FORD	11.095	8.333	-2.762	-24,89%
7	AUDI	18.995	16.014	-2.981	-15,69%
6	VOLVO	11.179	7.882	-3.297	-29,49%
5	HYUNDAI	9.599	6.224	-3.375	-35,16%
4	OPEL	12.317	8.345	-3.972	-32,25%
3	BMW	26.685	22.526	-4.159	-15,59%
2	SKODA	11.441	7.040	-4.401	-38,47%
1	VOLKSWAGEN	23.731	18.827	-4.904	-20,66%
	Total	259.987	221.548		



Top 20 Models - Year to Date

	Model	Cars	Share
1	BMW X1	4.508	2,03%
2	VOLVO XC40	4.465	2,02%
3	PEUGEOT 208	4.392	1,98%
4	DACIA SANDERO	4.006	1,81%
5	DACIA DUSTER	3.803	1,72%
6	OPEL CORSA	3.732	1,68%
7	PEUGEOT 308	3.639	1,64%
8	CITROEN C3	3.532	1,59%
9	BMW SERIES 3	3.449	1,56%
10	PEUGEOT 2008	3.413	1,54%
11	PEUGEOT 3008	3.290	1,49%
12	HYUNDAI TUCSON	2.967	1,34%
13	TOYOTA COROLLA	2.884	1,30%
14	AUDI A3	2.872	1,30%
15	RENAULT ARKANA	2.868	1,29%
16	MINI MINI	2.764	1,25%
17	MERCEDES C-CLASS	2.725	1,23%
18	NISSAN QASHQAI	2.673	1,21%
19	VOLKSWAGEN T-ROC	2.595	1,17%
20	VOLKSWAGEN GOLF	2.561	1,16%
21	OTHERS	154.410	69,70%
Total		221.548	100%

